


DOCTOR START 530



- Battery manager for complete maintenance and rapid cranking of 12V/24V WET, GEL, AGM, MF, PbCa, EFB and Li batteries. 400A start max. With LCD screen.
- Automatic charging and trickle charging in Pulse Tronic based on the technology of the selected battery.
- Battery test, cranking and alternator; regeneration and recovery of batteries; source of stable power supply for battery changes; cranking.

DESCRIPTION

Multifunction, electronic battery charger, starter and tester (BATTERY MANAGER), for WET, GEL, AGM, MF, PbCa, EFB and Li batteries at 12V/24V.

It grants complete maintenance of batteries and quick starting of cars, vans and light trucks.

It is an indispensable tool for stable power supply during battery changes.






Easy and intuitive to use thanks to the graphical LCD screen.

Features:

- Automatic charging and maintenance in Pulse Tronic;
- Battery, start and alternator test;
- Regeneration and recovery of batteries;
- Stable power source for battery changes (safeguard of the on-board electronics);
- Starting of all types of cars, vans, light trucks.



TECHNICAL DATA

CODE	CODE 829343	V_{1PH}	SINGLEPHASE MAINS VOLTAGE 230 V	F	MAINS FREQUENCY 50 / 60 Hz
P_{CHARGE}	CHARGING ABSORBED POWER 1,6 kW	P_{START}	STARTING ABSORBED POWER 10 kW		CHARGE AND STARTING VOLTAG. 12 / 24 V
A_{EFF}	EFFECTIVE CHARGING CURRENT 75 A	A_{EN}	RATED CHAR.CUR.EN60335-2-29 50 A	A_{1V/C}	START CUR.1V/C EN60335-2-29 300 A
A_{START MAX}	MAX STARTING CURRENT 400 A		MIN.RATED REFERENCE CAPAC. 10 Ah		MAX.RATED REFERENCE CAPAC. 1000 Ah
	DIMENSIONS (LxWxH) 36,5 x 46 x 75,5 cm		WEIGHT 19,5 kg		

DOWNLOAD



CATALOG IMAGE



INSTRUCTION MANUAL



SPARE PARTS LIST