

PTE 18 LCD



DESCRIPTION

Column spot welding machine with movable arms, microprocessor digitally controlled.

The digital, multifunction LCD control panel allows to operate: in EASY mode (setting of spot welding current and time); in EXPERT mode (setting of different spot welding parameters) storing up to 20 customised programmes.

It operates both in continuous and pulse mode and grants optimum results on different kinds of steel.






Features:

- adjustment of spot welding current (%), time (cycles), force of electrodes compression
- choice of various parameters of the spot welding cycle (approach, slope, welding and pause time and pulse number)
- easy to read LCD display
- mechanical pedal control
- thermal protection with indicator

The model requires water cooling for electrodes and arms.



TECHNICAL DATA

CODE	CODE 824050	V_{2PH}	TWO-PHASE MAINS VOLTAGE 400 V	F	MAINS FREQUENCY 50 / 60 Hz
A_{OUT}	MAX SPOT-WELDING CURRENT 9700 A	V₀	SECONDARY NO LOAD VOLTAGE 2,6 V	P_{MAX}	MAX ABSORBED POWER 22 kVA
P_{50%}	RATED POWER CONSUMPTI.X=50%kVA 15	φ	POWER FACTOR(cosphi) (cosphi) 0,7		MAX WELD.THICK.2 SHEETS 3 + 3 mm
	MAX ELECTRODES POWER 190 daN		ARMS PROJECTION 330 mm	DUTY CYCLE	DUTY CYCLE 15 %
IP	PROTECTION DEGREE IP20		DIMENSIONS (LxWxH) 79 x 32 x 128 cm		WEIGHT 118 kg

SUPPLIED ACCESSORIES



STANDARD STRAIGHT ELECTRODE XP
690035

ON REQUEST ACCESSORIES



GRA 90 WATER COOLING
UNIT
802043



KIT AQUA HOSES
802954



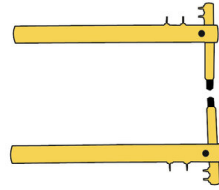
STANDARD STRAIGHT ELECTRODE XP
690035



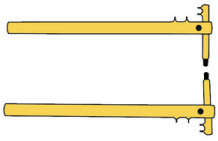
BENT ELECTRODE XP
690036



ELECTRODE HOLDER XP
443020



XP2 KIT ARMS 500 MM
803101



XP3 KIT ARMS 700 MM
803102

DOWNLOAD



CATALOG IMAGE



INSTRUCTION MANUAL



SPARE PARTS LIST